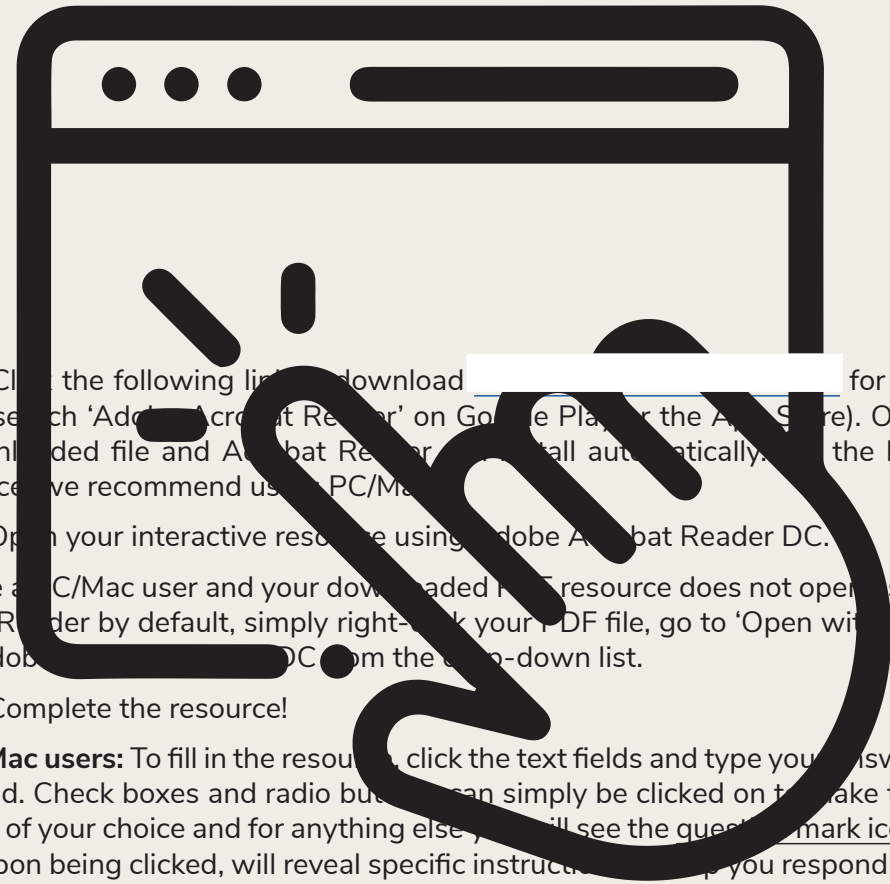


Thanks for downloading this resource!

The zip folder that you've just opened contains a PDF file with **interactive features**.

In a move towards offering an even more versatile spread of resources, some of our worksheets feature interactive fields that can be filled in on computers and smart devices, without having to print the page. Follow the guidance in the next column for a smooth, stress-free means of accessing this content using free-to-download PDF reading software.



Step 1: Click the following link to download [Adobe Acrobat Reader DC](#) for PC/Mac (or search 'Adobe Acrobat Reader' on Google Play or the App Store). Open the downloaded file and Adobe Acrobat Reader will install automatically. For the best experience we recommend using PC/Mac.

Step 2: Open your interactive resource using Adobe Acrobat Reader DC.

If you are a PC/Mac user and your downloaded PDF resource does not open using Acrobat Reader by default, simply right-click your PDF file, go to 'Open with' and select Adobe Acrobat Reader DC from the drop-down list.

Step 3: Complete the resource!

For PC/Mac users: To fill in the resource, click the text fields and type your answers as needed. Check boxes and radio buttons can simply be clicked on to make the selection of your choice and for anything else you will see the question mark icon which, upon being clicked, will reveal specific instructions that you respond to the corresponding question or activity. When you are finished with the resource, go to File > Save As... and save your file in a memorable location.

For smart device users: To fill in the resource, follow the same process as described above. When you are finished, simply press the back button in the top left of the appscreen and your PDF will save automatically.

Remember: Saving your PDF will overwrite the original file, so be sure to create a copy before starting if you wish to keep a blank copy of the resource on your device.

We hope you have found this information useful. If you experience any problems in following the instructions above, please contact the Beyond team at [beyond@regentstudies.com](#) and we will do our best to help with your query.

Subject-Verb Agreement Worksheet **Answers**

1. Complete the table below with the correct form of each verb.

	To Be	To Love	To Think	To Hope	To Do
I	am	love	think	hope	do
We	are	love	think	hope	do
He/She/It	is	loves	thinks	hopes	does
They	are	love	think	hope	<u>do</u>

2. Read through the following sentences and circle the correct form of the verb based on the subject.

You might like to use the table from Question 1 to help you. Sometimes it is easier to identify the correct form of the verb if we look more closely at the subject.

For instance: 'Family' uses the singular form of the verb. Even though there are multiple people in a family, this is a collective noun so we use the he/she/it form of the verb.

- a. My family **do** / **does** not mind that I have not chosen Science as a subject next year.
 - b. I find it very unfair that my teachers **get** / **gets** to choose what they wear while I have to wear a uniform.
 - c. As the audience **fill** / **fills** the hall, the band **start** / **starts** to chatter excitedly.
 - d. The constant stream of cars **passes** / **pass** by, making me wonder if I'll ever be able to cross the road.
 - e. The panel **judge** / **judges** contestants based on the quality of their presentation and costumes.
3. Write out the sentences below, taking care to use the correct form of the verb (in brackets) to suit the subject.
- a. After the final note is played, the orchestra takes a bow and then (to rush) off the stage.
After the final note is played, the orchestra takes a bow and then rushes off the stage.
 - b. After the final note is played, the orchestra takes a bow and then (to rush) off the stage.
An enormous array of fine foods is available in the dining room, so please make your way there.
 - c. After the final note is played, the orchestra takes a bow and then (to rush) off the stage.
The children, in their Christmas pyjamas, sleep soundly as they count down the nights until Santa arrives.

- d. After the final note is played, the orchestra takes a bow and then (to rush) off the stage.

Everyone, regardless of their test results, is invited to apply for the extension class.

- e. After the final note is played, the orchestra takes a bow and then (to rush) off the stage.

It can be overwhelming to select university courses as the choices on offer are extraordinary.

Subject-Verb Agreement **Worksheet**

Why Do Subjects and Verbs Need to Agree?

Verbs are action or doing words, so they need to correspond with the person or people doing them.

Consider the following **incorrect** sentence:



The books *does* not belong on that shelf.

Because 'books' refers to more than one book, the plural form of the verb should be used (do).

Therefore, the **correct** sentence should read:

The books *do* not belong on that shelf.

Now take this more subtly incorrect example:

The rebellious class *laugh* when the teacher's face begins to redden with frustration.

In this case, 'class' is a **collective noun**. While it refers to a number of students, it captures that whole group in a single word like family, band or choir. This means the singular form of the verb - laughs - should be used. The correct sentence would be:

The rebellious class *laughs* when the teacher's face begins to redden with frustration.

Practising Subject-Verb Agreement

1. Complete the table below with the correct form of each verb.

	To Be	To Love	To Think	To Hope	To Do
I	am	love			do
We	are	love			do
He/She/It	is	loves			does
They	are	love			do

2. Read through the following sentences and circle the correct form of the verb based on the subject.

You might like to use the table from Question 1 to help you. Sometimes it is easier to identify the correct form of the verb if we look more closely at the subject.

For instance: 'Family' uses the singular form of the verb. Even though there are multiple people in a family, this is a collective noun so we use the he/she/it form of the verb.

- a. My family **do / does** not mind that I have not chosen Science as a subject next year.
- b. I find it very unfair that my teachers **get / gets** to choose what they wear while I have to wear a uniform.
- c. As the audience **fill / fills** the hall, the band **start / starts** to chatter excitedly.
- d. The constant stream of cars **passes / pass** by, making me wonder if I'll ever be able to cross the road.
- e. The panel **judge / judges** contestants based on the quality of their presentation and costumes.

Taking It Further

Checking subject-verb agreement can be more difficult when sentences are longer or there are multiple subjects in a sentence.

For instance, consider the following sentences where **subjects** are in bold and the corresponding verb is underlined:

*The **crowd** of commuters - a sea of black and brown suits - surges forward as the next train pulls into the station.*

*As a constant **stream** of people and cars passes by, I worry about the likelihood of a future eruption here.*

In these examples, we have to look harder to check that the verbs agree with their subjects, as the verb does not come straight after its subject.

3. Write out the sentences below, taking care to use the correct form of the verb (in brackets) to suit the subject.
 - a. After the final note is played, the orchestra takes a bow and then (to rush) off the stage.

- b. An enormous array of fine foods (to be) available in the dining room, so please make your way there.

- c. The children, in their Christmas pyjamas, (to sleep) soundly as they count down the nights until Santa arrives.

- d. Everyone, regardless of their test results, (to be) invited to apply for the extension class.


- e. It can be overwhelming to select university courses as the choices on offer (to be) extraordinary.

Subject-Verb Agreement **Worksheet**

Why Do Subjects and Verbs Need to Agree?

Verbs are action or doing words, so they need to correspond with the person or people doing them.

Consider the following **incorrect** sentence:



The books *does* not belong on that shelf.

Because 'books' refers to more than one book, the plural form of the verb should be used (do).

Therefore, the **correct** sentence should read:

The books *do* not belong on that shelf.

Now take this more subtly incorrect example:

The rebellious class *laugh* when the teacher's face begins to redden with frustration.

In this case, 'class' is a **collective noun**. While it refers to a number of students, it captures that whole group in a single word like family, band or choir. This means the singular form of the verb - laughs - should be used. The correct sentence would be:

The rebellious class *laughs* when the teacher's face begins to redden with frustration.

Practising Subject-Verb Agreement

1. Complete the table below with the correct form of each verb.

	To Be	To Love	To Think	To Hope	To Do
I	am	love	<input type="text"/>	<input type="text"/>	do
We	are	love	<input type="text"/>	<input type="text"/>	do
He/She/It	is	loves	<input type="text"/>	<input type="text"/>	does
They	are	love	<input type="text"/>	<input type="text"/>	do

2. Read through the following sentences and write the correct form of the verb based on the subject.

You might like to use the table from Question 1 to help you. Sometimes it is easier to identify the correct form of the verb if we look more closely at the subject.

For instance: 'Family' uses the singular form of the verb. Even though there are multiple people in a family, this is a collective noun so we use the he/she/it form of the verb.

- a. My family **do / does** not mind that I have not chosen Science as a subject next year.

- b. I find it very unfair that my teachers **get / gets** to choose what they wear while I have to wear a uniform.

- c. As the audience **fill / fills** the hall, the band **start / starts** to chatter excitedly.

- d. The constant stream of cars **passes / pass** by, making me wonder if I'll ever be able to cross the road.

- e. The panel **judge / judges** contestants based on the quality of their presentation and costumes.

Taking It Further

Checking subject-verb agreement can be more difficult when sentences are longer or there are multiple subjects in a sentence.

For instance, consider the following sentences where **subjects** are in bold and the corresponding verb is underlined:

The **crowd** of commuters - a sea of black and brown suits - surges forward as the next train pulls into the station.

As a constant **stream** of people and cars passes by, I worry about the likelihood of a future eruption here.

In these examples, we have to look harder to check that the verbs agree with their subjects, as the verb does not come straight after its subject.

3. Write out the sentences below, taking care to use the correct form of the verb (in brackets) to suit the subject.

- a. After the final note is played, the orchestra takes a bow and then (to rush) off the stage.

- b. An enormous array of fine foods (to be) available in the dining room, so please make your way there.

- c. The children, in their Christmas pyjamas, (to sleep) soundly as they count down the nights until Santa arrives.

- d. Everyone, regardless of their test results, (to be) invited to apply for the extension class.


- e. It can be overwhelming to select university courses as the choices on offer (to be) extraordinary.

Subject-Verb Agreement **Worksheet**

Why Do Subjects and Verbs Need to Agree?

Verbs are action or doing words, so they need to correspond with the person or people doing them.

Consider the following **incorrect** sentence:



The books *does* not belong on that shelf.

Because 'books' refers to more than one book, the plural form of the verb should be used (do).

Therefore, the **correct** sentence should read:

The books *do* not belong on that shelf.

Now take this more subtly incorrect example:

The rebellious class *laugh* when the teacher's face begins to redden with frustration.

In this case, 'class' is a **collective noun**. While it refers to a number of students, it captures that whole group in a single word like family, band or choir. This means the singular form of the verb - laughs - should be used. The correct sentence would be:

The rebellious class *laughs* when the teacher's face begins to redden with frustration.

Practising Subject-Verb Agreement

1. Complete the table below with the correct form of each verb.

	To Be	To Love	To Think	To Hope	To Do
I	am	love			do
We	are	love			do
He/She/It	is	loves			does
They	are	love			do

2. Read through the following sentences and circle the correct form of the verb based on the subject.

You might like to use the table from Question 1 to help you. Sometimes it is easier to identify the correct form of the verb if we look more closely at the subject.

For instance: 'Family' uses the singular form of the verb. Even though there are multiple people in a family, this is a collective noun so we use the he/she/it form of the verb.

- a. My family **do / does** not mind that I have not chosen Science as a subject next year.
- b. I find it very unfair that my teachers **get / gets** to choose what they wear while I have to wear a uniform.
- c. As the audience **fill / fills** the hall, the band **start / starts** to chatter excitedly.
- d. The constant stream of cars **passes / pass** by, making me wonder if I'll ever be able to cross the road.
- e. The panel **judge / judges** contestants based on the quality of their presentation and costumes.

Taking It Further

Checking subject-verb agreement can be more difficult when sentences are longer or there are multiple subjects in a sentence.

For instance, consider the following sentences where **subjects** are in bold and the corresponding verb is underlined:

*The **crowd** of commuters - a sea of black and brown suits - surges forward as the next train pulls into the station.*

*As a constant **stream** of people and cars passes by, I worry about the likelihood of a future eruption here.*

In these examples, we have to look harder to check that the verbs agree with their subjects, as the verb does not come straight after its subject.

3. Write out the sentences below, taking care to use the correct form of the verb (in brackets) to suit the subject.

- a. After the final note is played, the orchestra takes a bow and then (to rush) off the stage.

- b. An enormous array of fine foods (to be) available in the dining room, so please make your way there.

- c. The children, in their Christmas pyjamas, (to sleep) soundly as they count down the nights until Santa arrives.

- d. Everyone, regardless of their test results, (to be) invited to apply for the extension class.

- e. It can be overwhelming to select university courses as the choices on offer (to be) extraordinary.
